

EXPAT NEW EUROPE STOCKS

3 JANUARY 2011

1. COMMENTS ABOUT OUR RESULTS

We are satisfied with the recent performance of the fund. On a trailing 12-month basis, the return of the fund reached a maximum of **+31.3%** on 19 March 2010, but declined to **+3.43%** on 30 December 2010. This change comes from a bad performance in August and October 2010 on the Bulgarian and foreign markets where the fund has invested, as well as from the very good results in March and April 2009. In comparison, the indices SOFIX and BG40 ended 2010 with a negative yield: -15.19% and -2.10% respectively.

2. GENERAL INFORMATION AND QUOTATIONS

Quotations and statistics

Current indicators and quotations	
Net asset value per share (BGN)	992.6706
Net asset value (BGN)	365 036.34
Number of outstanding shares	367.7316
Beginning of the public offering	16.06.2008
Issue price (according to the amount) – if you invest now in the fund	
Up to BGN 100,000	BGN 1 002. 5973
Between BGN 100,000.01 and 500,000	BGN 997.6340
Between BGN 500,000.01 and 2,000,000	BGN 994.6559
Above BGN 2,000,000	BGN 992.6706
Redemption price (according to the period) – if you withdraw your investment from the fund	
Up to 12 months	BGN 982.7439
From 12 to 24 months	BGN 987.7072
Over 24 months	BGN 992.6706
Yield (%)	
For the last 12 months	+3.43%
Since the beginning of the public offering (on an annual basis)	-0.29%
Since the beginning of the year	+3.43%
Average monthly return (after six months from the IPO)	+0.97%
Highest monthly profit	+10.05%
Highest monthly loss	-5.70%

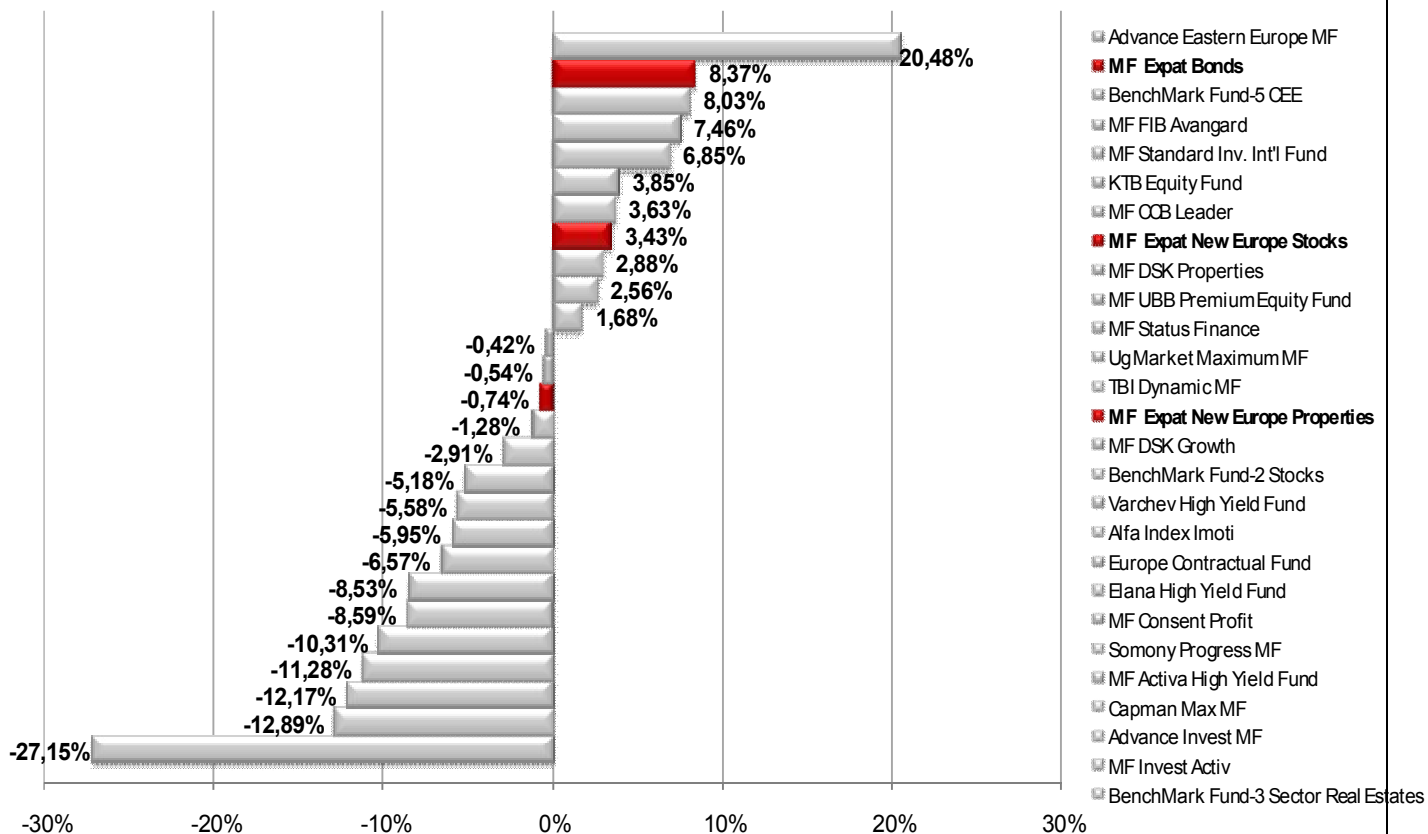
Source: Expat Asset Management

COMMENTS

The mutual fund **Expat New Europe Stocks** is suitable for investors who would like to have exposure to the Bulgarian and East European stock markets through collective investment strategies. In “good years”, profits could be significant. Our team decrease the risk through skillful management and diversification in times of market downturns, such as the one of the last two years. Despite the crisis, all our funds have kept their quotations very close to their starting levels of 2008, and this we consider a success. We advise our clients to invest in more than one of our funds in order to diversify risk. A big advantage of mutual funds is that the clients can deposit and take out money every day.

3. COMPARATIVE PERFORMANCE OF THE FUND

Performance of selected funds for the last 12 months, %



Source: Expat Asset Management, Bulgarian Association of Asset Management Companies

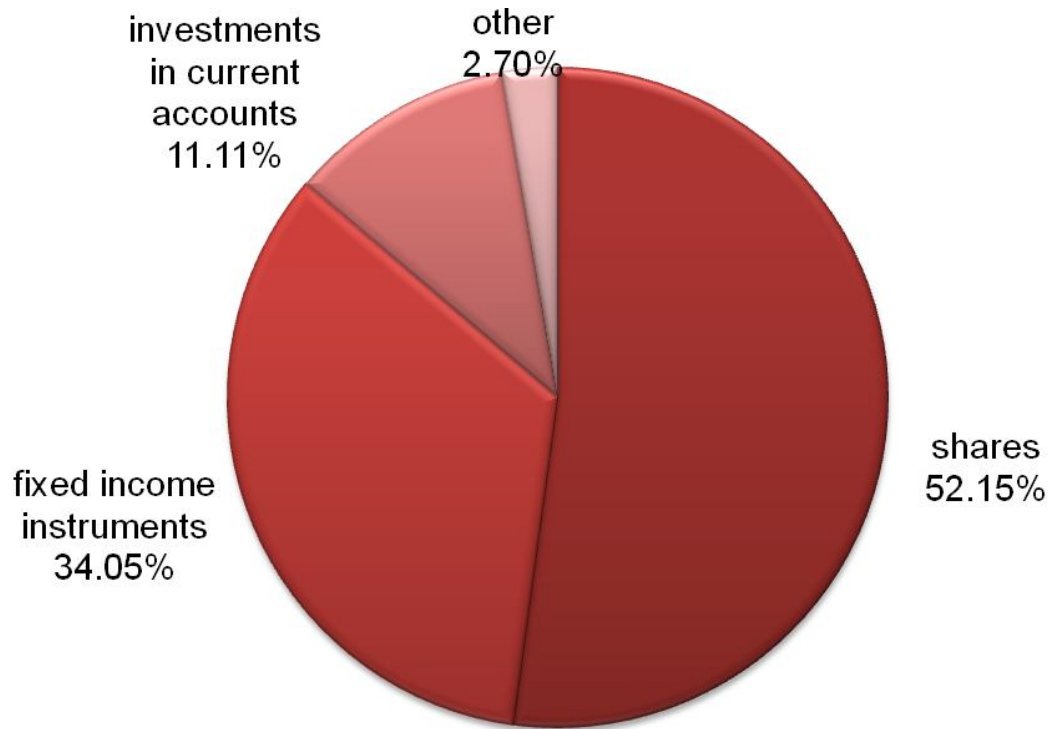
Note: There are about 100 funds in Bulgaria. In this chart we have selected some of the biggest and most popular funds. We have not selected only funds which could be considered favourable for our comparison.

COMMENTS

Our mutual fund **Expat New Europe Stocks** has achieved one of the positive returns in the market during the last 12 months: **+3.43%**. The fund has comparatively low risk and volatility (price movements up and down) for the following reason: part of the funds are in instruments other than stocks (bank deposits, instruments with higher-yield and repurchase agreements, etc.) – especially during periods when we expect the markets to decline. Such a strategy provides better protection during market crashes but lower the maximum possible profits as market rises. We expect the share of highly undervalued stocks to increase in the future.

4. CURRENT PORTFOLIO STRUCTURE

Portfolio structure according to the fund's assets



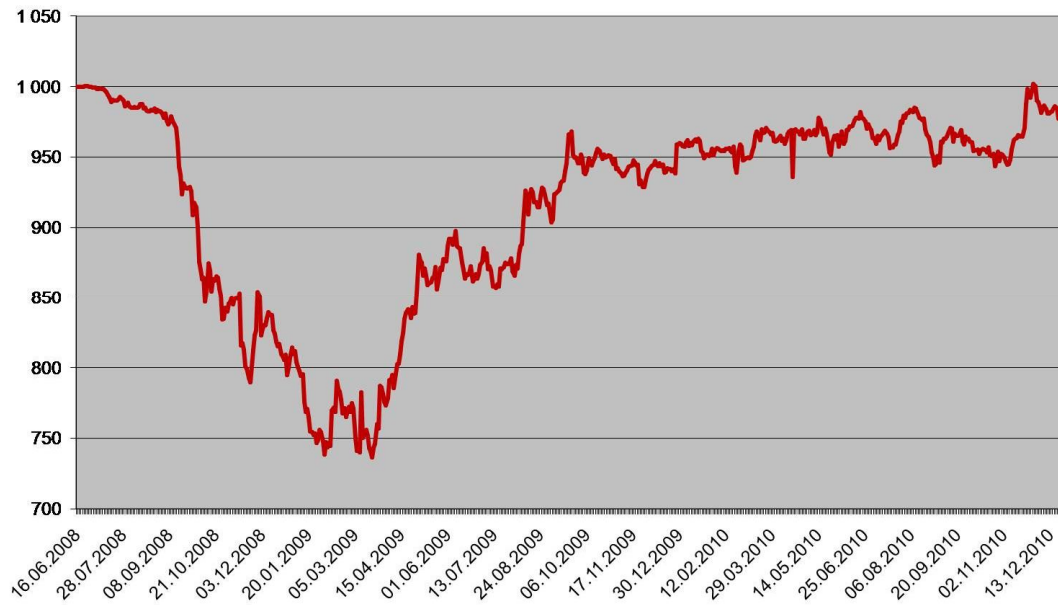
Source: Expat Asset Management

COMMENTS

Our current strategy is to identify new markets and companies that we could add to the portfolio of the mutual fund **Expat New Europe Stocks**. December was better than November for the capital market in Bulgaria and the indices finished in the green territory: SOFIX finished at +1.73% and BG40 – at +3.62. However, for the period our fund finished with a negative yield. Last month we closed the entire positions in 3 companies – one Russian and two Bulgarian. In December we opened new exposures in two Bulgarian issues and made a successful arbitrage with the shares of one Bulgarian company. Our deposits are with preferential interest rates (most of them are about 7.0% p.a.), which we are ready to redirect to shares which we might consider strongly undervalued. Currently, we are waiting for the right moment to invest in companies that we have identified.

5. NET ASSET VALUE PER SHARE

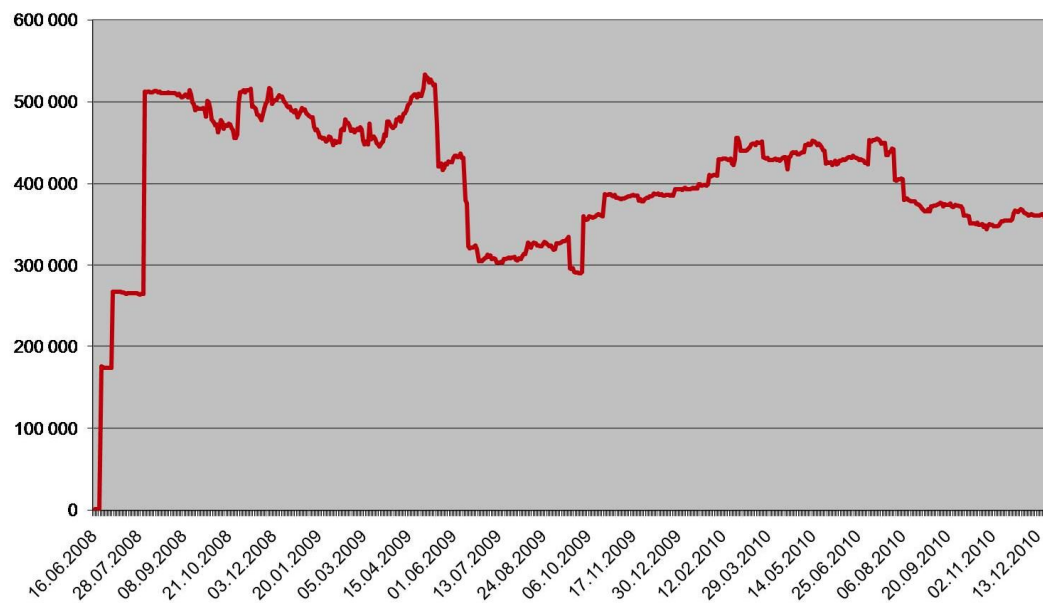
Net asset value per share (BGN per share)



Source: Expat Asset Management

6. NET ASSET VALUE OF THE FUND

Net asset value (BGN) – all the assets of the fund



Source: Expat Asset Management

7. CONTACTS

EXPAT CAPITAL

96A Georgi S. Rakovski Str.
1000 Sofia, Bulgaria
Tel.: +359 2 980 1881
Fax: +359 2 980 7472
E-mail: office@expat.bg
www.expat.bg

8. RISK DISCLOSURE

The content of this document has been prepared by Expat Capital on the basis of information and sources believed to be reliable. All reasonable care has been taken to ensure that the contents of this document are accurate but Expat Capital shall not in any way be responsible for these contents.

This document is not an advertisement. Under no circumstances should any part of this document be construed as an offering or solicitation for a trade or investment in any class of investments.

Past performance is no guarantee of future performance, and the value of investments can go down as well as up, leading to a significant loss of funds as a result.

Expat Capital is an international fund management company which provides advisory and investment management services to a number of regulated collective investment schemes. Expat Asset Management is 100% owned by Expat Capital and manages its mutual funds. It is authorized and regulated by the Bulgarian Financial Supervision Commission.